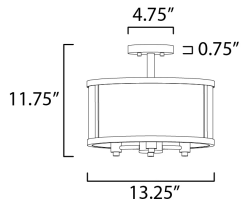




PRODUCT DESCRIPTION

This collection of forever classic designs are available in both Satin Nickle and Black finishes with Clear glass. These fixtures were designed to install easily and priced to work in builder packages.





MEASUREMENTS

DIMENSION : 13.25" L x 13.25" W x 11.75" H
 CANOPY : 4.75" W x 0.75" H x 4.75" L
 HANGING WEIGHT : 5.47 lb

LAMPING

INPUT VOLTAGE : 120V
 BULB : 3 x 60W Incandescent E12 Candelabra , 180W Total
 BULB INCLUDED : (Not Included)
 DIMMABLE : Yes

FINISHES OPTION

-  Black
-  Satin Nickel

GLASS

Clear CL

MATERIAL

Steel, Glass

RATINGS

cULus
 Dry Location



ADDITIONAL

RATED LIFE NA Hours
 OPERATING TEMPERATURE:
 -20°C (-4°F), 40°C (104°F)

Always consult a qualified electrician before installing any lighting product.



WESTERN DISTRIBUTION CENTER (HEADQUARTER)
 253 NORTH VINELAND AVE | CITY OF INDUSTRY, CA 91746

EASTERN DISTRIBUTION CENTER
 4200 SHIRLEY DR. | ATLANTA, GA 30336

P. 626.956.4200 | F. 626.956.4225 | maximlighting.com