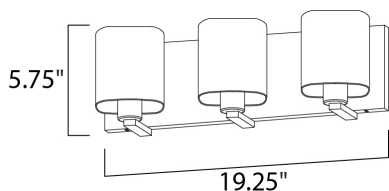




PRODUCT DESCRIPTION

Satin White bands of cased glass wrap around each lamp creating a soft ribbon of light. Back plates finished in Polished Chrome or Satin Nickel complement the majority of bath fittings.





MEASUREMENTS

DIMENSION : 19.25" W x 5.75" H x 5.5" Ext
 BACK PLATE : 19.25" W x 5.5" H x 2.75" HCO
 HANGING WEIGHT : 4.99 lb

LAMPING

INPUT VOLTAGE : 120V
 LUMENS : 0 Rated
 BULB : 3 x 60W Incandescent E26 Medium , 180W Total
 BULB INCLUDED : (Not Included)
 DIMMABLE : Yes

FINISHES OPTION

-  Polished Chrome
-  Satin Nickel

GLASS

Satin White SW

MATERIAL

Glass, Steel

RATINGS

cULus
 Damp Location



ADDITIONAL

OPERATING TEMPERATURE:
 -20°C (-4°F), 40°C (104°F)

Always consult a qualified electrician before installing any lighting product.



WESTERN DISTRIBUTION CENTER (HEADQUARTER)
 253 NORTH VINELAND AVE | CITY OF INDUSTRY, CA 91746
EASTERN DISTRIBUTION CENTER
 4200 SHIRLEY DR. | ATLANTA, GA 30336
 P. 626.956.4200 | F. 626.956.4225 | maximlighting.com